



## ROYAL YACHT SQUADRON COMMODORES INVATIONAL REGATTA 2 - 4 JULY 2025

### ORGANISING AUTHORITY ROYAL YACHT SQUADRON

### SAILING INSTRUCTIONS

#### 1. RULES

- 1.1 See Notice of Race (NOR) 1.

#### 2. CHANGES TO SAILING INSTRUCTIONS

- 2.1 Any change to the Sailing Instructions (SIs) made ashore will be posted by 0900 on the day it will take effect, except that any change to the schedule of races will be posted by 2000 on the day before it will take effect.
- 2.2 Changes to the SIs may be made on the water using VHF to communicate it with competitors.

#### 3. COMMUNICATIONS WITH COMPETITORS

- 3.1 Notices to competitors will be posted on the Official Notice Board (ONB). The ONB will be online at <https://www.rys.org.uk>.
- 3.2 The Race Committee (RC) intends to broadcast race information and course information by VHF Ch 77 and repeated on the Event Telegram Group. See Addendum C.
- 3.3 Competitors wishing to communicate with the RC should do so on VHF Ch 77.

#### 4. CODE OF CONDUCT

- 4.1 Competitors and support persons shall comply with reasonable requests from race officials.

#### 5. SIGNALS MADE ASHORE AND AFLOAT

- 5.1 Signals made ashore will be displayed at the RYS Flagstaff and advised on the Event Telegram Group.
- 5.2 When flag AP is displayed ashore, "1 minute" is replaced by "not less than 45 minutes". This changes Race Signals AP.

#### 6. SCHEDULE

- 6.1 See NOR 9.
- 6.2 To alert boats that a race or sequence of races will begin soon, the Orange Starting Line Flag will be displayed with one long sound signal not less than 1 minute before the Warning Signal.

#### 7. CLASS FLAGS

The class flag is shown below.

|                       |                |
|-----------------------|----------------|
| Class Flag<br>ICS "J" | Class Flag<br> |
|-----------------------|----------------|

#### 8. RACING AREA

- 8.1 Racing will take place from a Committee Vessel (CV) in the Central and Eastern Solent – Call sign Castle 2.

#### 9. COURSES

- 9.1 The courses to be sailed will be a mixture of windward/leeward and "racing around the cans".
- 9.2 The windward/leeward courses are described in Addendum B.
- 9.3 Racing around the cans will use the Solent Two Character Codes shown on the chartlet in Addendum A and courses will be announced by VHF Radio Ch 77.
- 9.4 If only a single windward or leeward mark is present, boats shall leave that mark to port before proceeding to the next mark of the course.
- 9.5 Soon after the Orange Start Line Flag for the windward/leeward courses is displayed, and before the Warning Signal, the RC Signal Vessel will display the course, approximate bearing and distance to Mark 1. The course signal, approximate bearing and distance to Mark 1 will also be announced on VHF.

#### 10. MARKS

- 10.1 With reference to Addendum B, marks 1, 1a, 4s & 4p will be orange inflatable marks.
- 10.2 The starting and finishing marks for windward leeward courses will be between a CV and a blue inflatable mark with white vertical stripe.
- 10.3 When a new mark has been laid to change the next leg of a course it will be a black inflatable mark.
- 10.4 When in a subsequent change a new mark is replaced, it will be replaced by an original mark.

#### 11. OBSTRUCTIONS

- 11.1 All yachts shall comply [with Associated British Ports Notice to Mariners No 06 of 2025](#) giving details of a Precautionary Area and Moving Prohibited Zone (MPZ). The MPZ shall rank as an obstruction for the purposes of RRS 19 and 20.
- 11.2 Any official boat in close attendance to a craft in difficulty is an obstruction.

#### 12. THE START

- 12.1 Races will be started using RRS 26 with the Warning Signal made five (5) minutes before the Starting Signal.
- 12.2 To alert boats that a start sequence will soon begin, an **Orange Flag will be displayed with one long sound signal not less than 1 minute before the Warning Signal.**
- 12.3 The Start Line will be between a staff displaying an orange flag on the CV and a blue inflatable mark with white vertical stripe.
- 12.4 The RC **may** broadcast the sail numbers of individually recalled boats on VHF CH 77, as soon as practicable after Flag X has been displayed. Delay or failure to do so is not grounds for redress. This changes RRS 62.1(a).

- 12.5 A boat that does not start within five (5) minutes after her starting Signal will be scored Did Not Start without a hearing. This changes RRS A5.1 and A5.2.

### 13. CHANGE OF THE NEXT LEG OF THE COURSE

- 13.1 When a change of the next leg of the course for windward/leeward courses has been signalled, the RC will lay a new mark (or move the finishing line) and remove the original mark as soon as practicable. When in a subsequent change a new mark is replaced, it will be replaced by an original mark.
- 13.2 The RC may announce details of any change under SI 13.1 using VHF Ch 77.
- 13.3 The position of any windward/leeward mark(s) may be adjusted by up to plus or minus 10 degrees relative to previous location and up to approximately 200 metres to windward or leeward without signalling Flag C, a direction signal, a length signal, a sound signal or announcement using VHF. This changes RRS 33.

### 14. THE FINISH

- 14.1 The finish line for windward/leeward courses will be between a staff displaying a blue flag on the CV and a blue inflatable mark with white vertical stripe.
- 14.2 The finishing line for "around the cans" races will be between the RYS main flagstaff and 'Alpha' a large Orange Inflatable Buoy approximately 300m north of the RYS Main Flagstaff.

### 15. PENALTY SYSTEM

- 15.1 See NOR 14.

### 16. TIME LIMITS

- 16.1 The time limits for windward leeward courses are shown in the table below.

| Mark 1 Time Limit | Race Time Limit | Finishing Window | Target Race Time |
|-------------------|-----------------|------------------|------------------|
| 20 mins           | 45 mins         | 20 mins          | 30-40 mins       |

- 16.2 If no boat has passed Mark 1 within the Mark 1 Time Limit, or if no boat has finished within the Race Time Limit, the race shall be abandoned.
- 16.3 Finishing Window is the time limit for boats to finish after the first boat sails the course and finishes. Boats that are still racing but do not finish within the finishing window, will be scored Time Limit Expired (TLE).
- 16.4 The TLE score will be equal to the number of boats to finish plus 2 points. This changes RRS 35, A5.1, A5.2 and A10.
- 16.5 Failure to meet the target time for races will not be grounds for redress. This changes RR62.1(a).

### 17. HEARING REQUESTS

- 17.1 The Protest Limit is 90 minutes after the last boat has finished the last race of the day or the RC signals no more racing today, whichever is later.
- 17.2 Hearing request forms will be available from the Race Office at the RYS.

- 17.3 Contact mobile phone numbers should be included on the Hearing Form.

- 17.4 Notices will be posted no later than 30 minutes after the protest time limit to inform competitors of the hearings in which they are parties or named as witnesses.

- 17.5 Hearings will be held in the protest room located at the RYS, beginning at the time posted.

### 18. SCORING

- 18.1 See NOR 15.

### 19. SAFETY REGULATIONS

- 19.1 [DP] A boat that retires from a race shall notify the RC as soon as possible on VHF Ch 77 or by hailing an official regatta support boat or RIB.

### 20. REPLACEMENT OF CREW OR EQUIPMENT

- 20.1 Not used.

### 21. EQUIPMENT AND MEASUREMENT CHECKS

- 21.1 Not used.

### 22. SUPPLIED BOATS

- 22.1 J70 boats will be supplied by the OA.

### 23. OFFICIAL VESSELS

- 23.1 Mark laying vessels will be RYS RIBs.
- 23.2 The CV will be a 10m blue hulled motor catamaran – Call Sign "Castle Two".
- 23.3 The spectator boat will be a motor vessel - Call Sign "Legend".

### 24. SUPPORT PERSON VESSELS

- 24.1 See NOR 16.

### 25. TRASH

- 25.1 Trash may be placed aboard official or support person vessels.

### 26. BERTHING

- 26.1 See NOR 18.

### 27. HAUL OUT RESTRICTIONS

- 27.1 See NOR 19.

### 28. DIVING EQUIPMENT AND PLASTIC POOLS

- 28.1 See NOR 20.

### 29. PRIZES

- 29.1 See NOR 24.

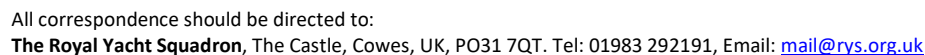
### 30. RISK STATEMENT

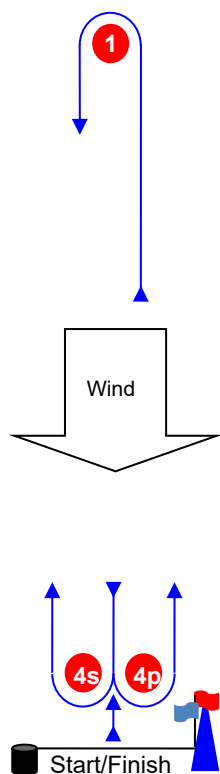
- 30.1 See NOR 22.

### 31. INSURANCE

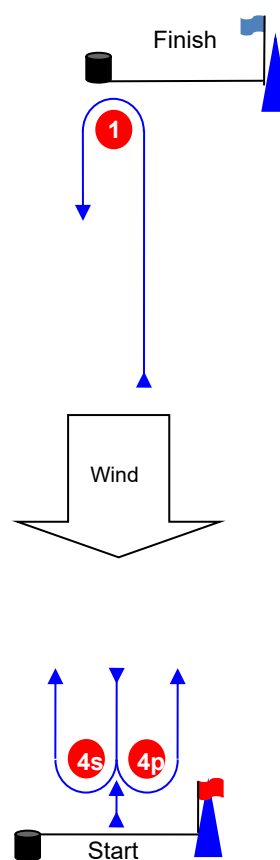
- 31.1 See NOR 23.

\*\*\*\*\*

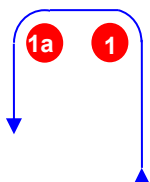


**ADDENDUM B – Course configuration.****Course Illustrations – Windward Leeward****L****Course: Leeward finish**

| Signal    | Mark Rounding Order                                    |
|-----------|--|
| <b>L1</b> | Start – 1 – Finish                                     |
| <b>L2</b> | Start – 1 – 4s/4p – 1 – Finish                         |
| <b>L3</b> | Start – 1 – 4s/4p – 1 – 4s/4p – 1 – Finish             |
| <b>L4</b> | Start – 1 – 4s/4p – 1 – 4s/4p – 1 – 4s/4p – 1 – Finish |

**W****Course: Windward Finish**

| Signal    | Mark Rounding Order                                |
|-----------|--|
| <b>W1</b> | Start – 1 – 4s/4p – Finish                         |
| <b>W2</b> | Start – 1 – 4s/4p – 1 – 4s/4p – Finish             |
| <b>W3</b> | Start – 1 – 4s/4p – 1 – 4s/4p – 1 – 4s/4p – Finish |

**LA / WA****Course: Windward/leeward with offset mark 1a**

| Signal     | Mark Rounding Order  |
|------------|--|
| <b>LA1</b> | Start – 1 – 1a – Finish  |
| <b>LA2</b> | Start – 1 – 1a – 4s/4p – 1 – 1a – Finish                                   |
| <b>LA3</b> | Start – 1 – 1a – 4s/4p – 1 – 1a – 4s/4p – 1 – 1a – Finish                  |
| <b>LA4</b> | Start – 1 – 1a – 4s/4p – 1 – 1a – 4s/4p – 1 – 1a – 4s/4p – 1 – 1a – Finish |
| <b>WA1</b> | Start – 1 – 1a – 4s/4p – Finish  |
| <b>WA2</b> | Start – 1 – 1a – 4s/4p – 1 – 1a – 4s/4p – Finish                           |
| <b>WA3</b> | Start – 1 – 1a – 4s/4p – 1 – 1a – 4s/4p – 1 – 1a – 4s/4p – Finish          |

All correspondence should be directed to:

The Royal Yacht Squadron, The Castle, Cowes, UK, PO31 7QT. Tel: 01983 292191, Email: [mail@rys.org.uk](mailto:mail@rys.org.uk)

**ADDENDUM C – Telegram Instructions.**



**Telegram**

We have set up an official [Telegram](#) Group for receiving general information from the Race Office and Race Committee.

If you do not already have the Telegram app installed on your device, please follow the instructions below:

- **Apple iPhones – download and install via the App Store.**  
<https://apps.apple.com/app/telegram-messenger/id686449807>
- **Android Phones – download and install via the Google Play Store.**  
<https://play.google.com/store/apps/details?id=org.telegram.messenger>

To join the Telegram group please use either the link or the QR code below:

**LINK:**           <https://t.me/+hmnSWejZjn4zODRk>

**QR Code:**

