




**BREWIN  
DOLPHIN**



## **Craning, Mooring & Parking Instructions**

Dear Competitor,

Considerable effort has been made on your behalf to facilitate the logistics associated with the International Grand Prix. You are therefore asked to read carefully the instructions below and in particular to notify the Royal Yacht Squadron ([mail@rys.org.uk](mailto:mail@rys.org.uk)) as soon as possible if you will require lifting in/out and parking for your car and trailer during the regatta.

If you have any general questions in relation to these instructions, please feel free to call me at any time on 07785 323630 or, should I be unavailable, John Thorn (RYS Racing Manager) in the Royal Yacht Squadron office on 01983 292191. Specific questions related to lifting in/out are better directed to your allocated yard, the relevant contact details for which are set out below.

### **1. Craning Arrangements in West Cowes**

Those competitors requiring their boat to be lifted in/out will be allocated to one of:

- **Cowes Yacht Haven (contact: Katy Ednay, Marina Manager - 01983 299975; [info@cowesyachthaven.com](mailto:info@cowesyachthaven.com))**
- **Shepards Marina (contact: Jock Rafferty, Marine Service Manager - 01983 299385; [msm.chc@cowes.co.uk](mailto:msm.chc@cowes.co.uk))**

Please ensure that you reconfirm your estimated arrival time by emailing and/or telephoning directly the relevant contact above, ideally at least 24 hours in advance of your arrival.

Unless you have requested or require specific additional services (in which case please settle directly with the Yard in question), the cost of craning in/out is included as part of your Regatta Entry Fee.

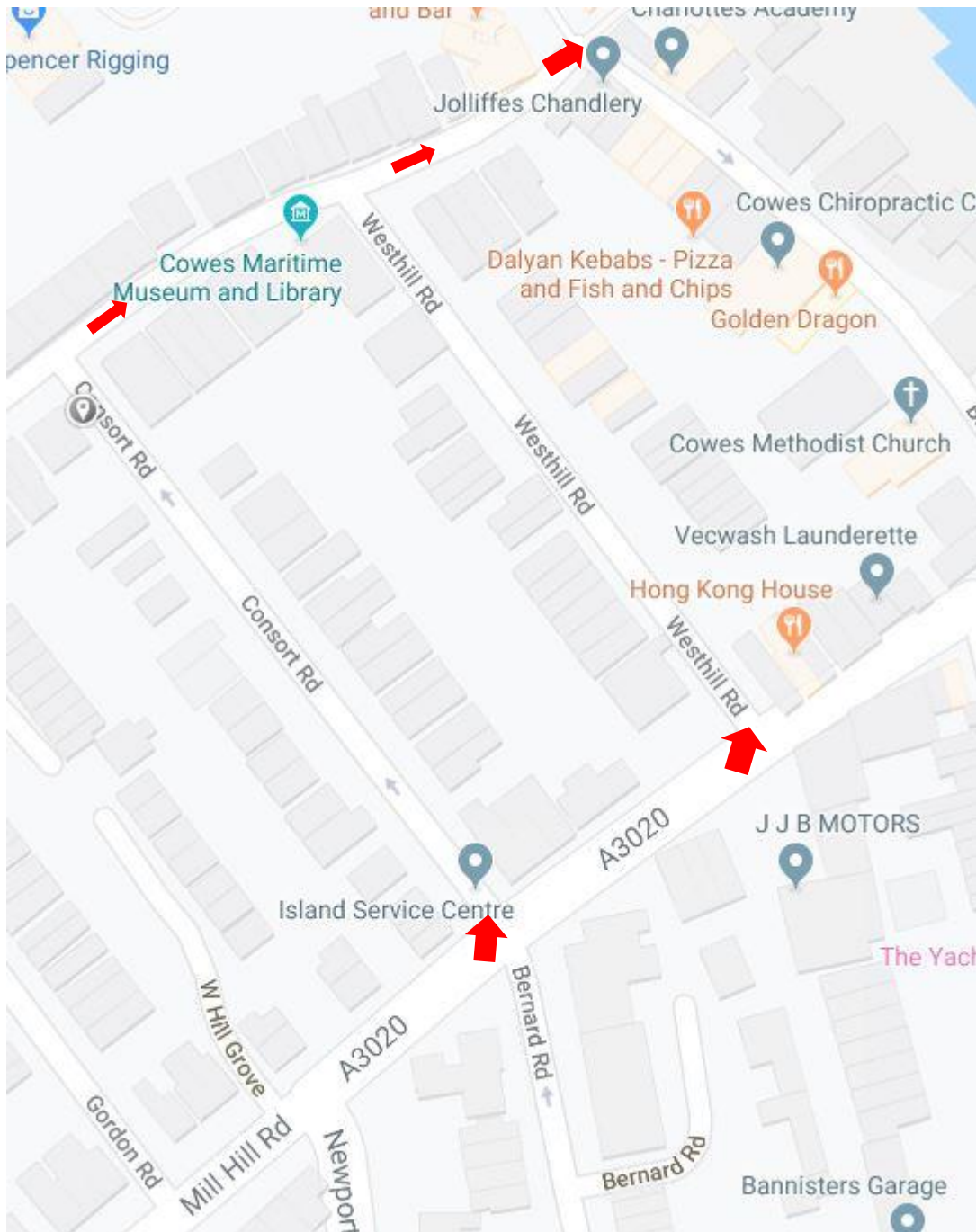
### **2. Directions to West Cowes from Ferry Terminals**

- From Yarmouth (*Wightlink from Lyminster*): follow signs left to Ryde and Newport (A3054), through Freshwater and Shalfleet (New Inn). Once in Newport you will arrive at the St. Mary's roundabout (roadworks!). Take the first exit left and the A3020 towards Cowes (beware 40 mph speed cameras in the dip once past St. Mary's Hospital to your right and prison complex to the left). Pass through the first set of lights at the crest of the hill, keeping straight until you reach the Northwood junction and second set of lights (garage opposite), where you must fork right (keeping Kia Motors to your left), over a mini roundabout and down into West Cowes, until the T junction with Mill Hill Road, signed East Cowes A3021.
- From Fishbourne (*Wightlink from Portsmouth*): keep right out of the terminal and right again at the T Junction, signed Freshwater and Newport. Follow the A3054 towards Newport, through Wootton Bridge (beware Speed Camera!), up the hill and straight over the Whippingham roundabout towards Newport and Cowes. Once you have passed a Gulf Petrol Station, keep in right-hand lane as you approach lights with with a filter right, signposted Yarmouth and Cowes. Take this slip-road to your right and then turn sharp right at the immediate T junction onto the dual carriageway towards Cowes, over the main roundabout/junction (roadworks!) and then follow directions in the paragraph above.
- From East Cowes (*Red Funnel from Southampton*): proceed straight out of the ferry terminal onto Well Road, up the hill and keep left at the main road signed to Newport (A3021). Pass Osborne House to your left and a Texaco garage on the right, over a mini roundabout keeping left and then on up the hill to the Whippingham roundabout, where you take the second exit (3 o'clock); then follow the composite directions in the two paragraphs above.

**A) Cowes Yacht Haven (Vectis Yard, High Street, Cowes PO31 7BD)**

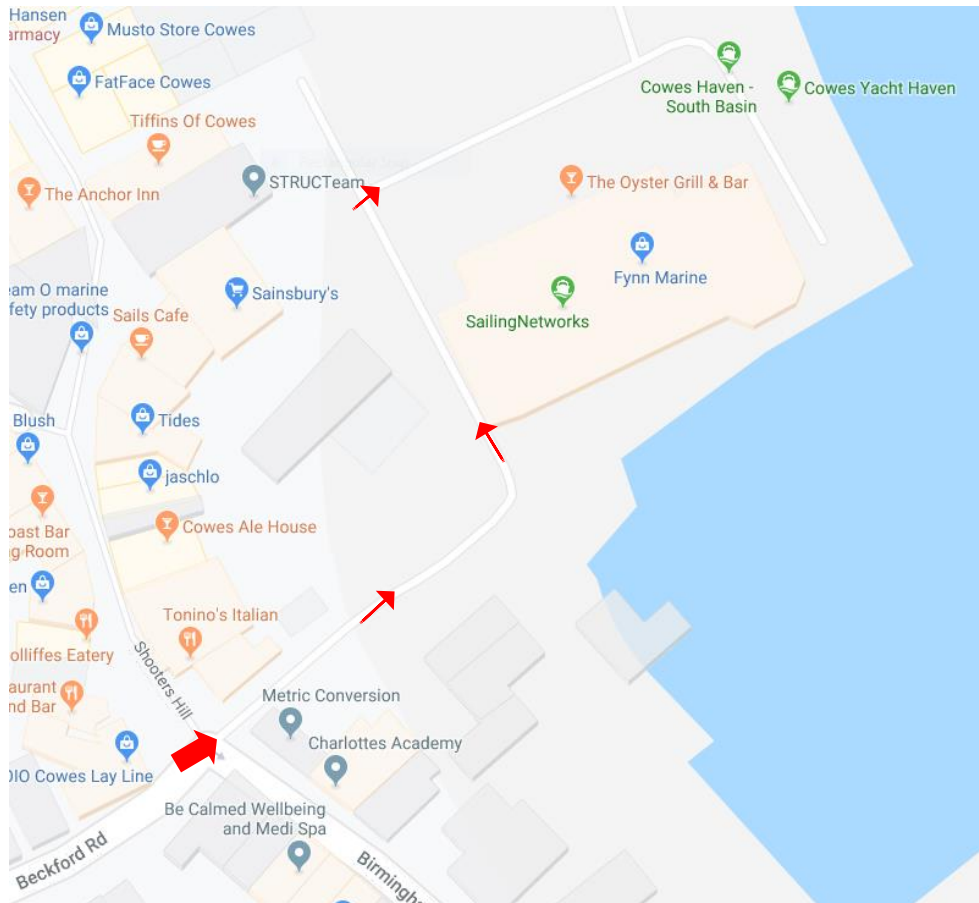
Entrance Location

Please approach the entrance to the Yacht Haven down Mill Hill Road and then either left into Consort Road (there is a very noticeable pink house on the corner) or, if you miss this, into Westhill Road, and then right into Beckford Road. The entrance to the Haven is at the seafront end of Beckford Road as you get to the T junction (with the Toio clothing outlet and Cowes pedestrian street on your left and with Jolliffe's Chandlery on the corner to your right):



### Arrival & Unloading

When arriving at the Yacht Haven on or before Wednesday 8 July, please enter via the ramped gate entrance at the bottom of Beckford Road, at the junction of Shooters Hill and Birmingham Road (see the large red arrow below). Proceed down the slope and then around to the left (narrow red arrows) where you will need to buzz the office to get through the barrier. You will then be directed by the Yard Team as to where to park your car and trailer whilst you rig.



### When Rigged

Once you have stepped your mast and are ready to be launched, please contact a member of the Yard Team who will confirm when the crane will be ready to launch you. Once your boat has been launched, you will be asked to remove the trailer and tow it to the designated regatta parking area (see below).

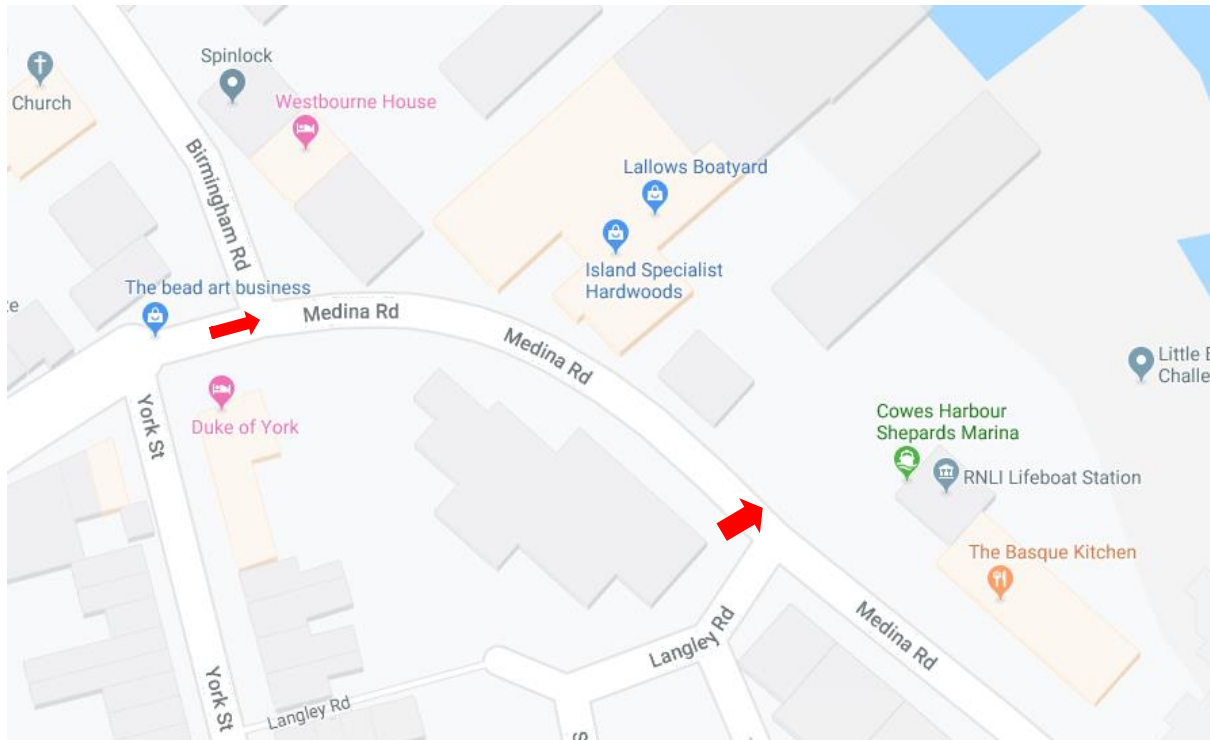
### Recovery

In order to recover all boats efficiently on Sunday after racing, you are asked to return your trailer to the Haven post racing on the afternoon of Saturday 11 July, so that upon your return after the last race the Yard Team are in an immediate position to lift you out, no matter in which order you arrive. Once your boat is securely strapped and roadworthy, please retrieve your trailer by car and return both to the designated regatta parking area (see Section 3 below), before making your way to the Royal Yacht Squadron for the Sunday Prize-giving.

## B) Shepards Marina (Medina Road, Cowes PO31 7HT)

### Entrance Location

The approach to the Marina is down Mill Hill which turns into Medina Road, round the bend to the right, past Lallows Boatbuilders to your left. The metal entrance gates to the Marina are then immediately on your left (you may need to adopt a wide turn). See the map below:



### Arrival & Unloading

When arriving at the Marina on or before Wednesday 8 July, please enter through the metal gates, whereupon you will be asked to detach your trailer and remove your car temporarily to the Pay & Display Car Park directly outside the gates. Please only leave your car inside the yard if you have the explicit permission of the Marina staff.

### When Rigged

Once you have stepped your mast and are ready to be launched, please contact a Boatman and he will confirm that the crane is ready to launch you. Once your boat has been launched, you will be asked to retrieve your car from the car park and to tow your trailer to the designated regatta parking area (see below).

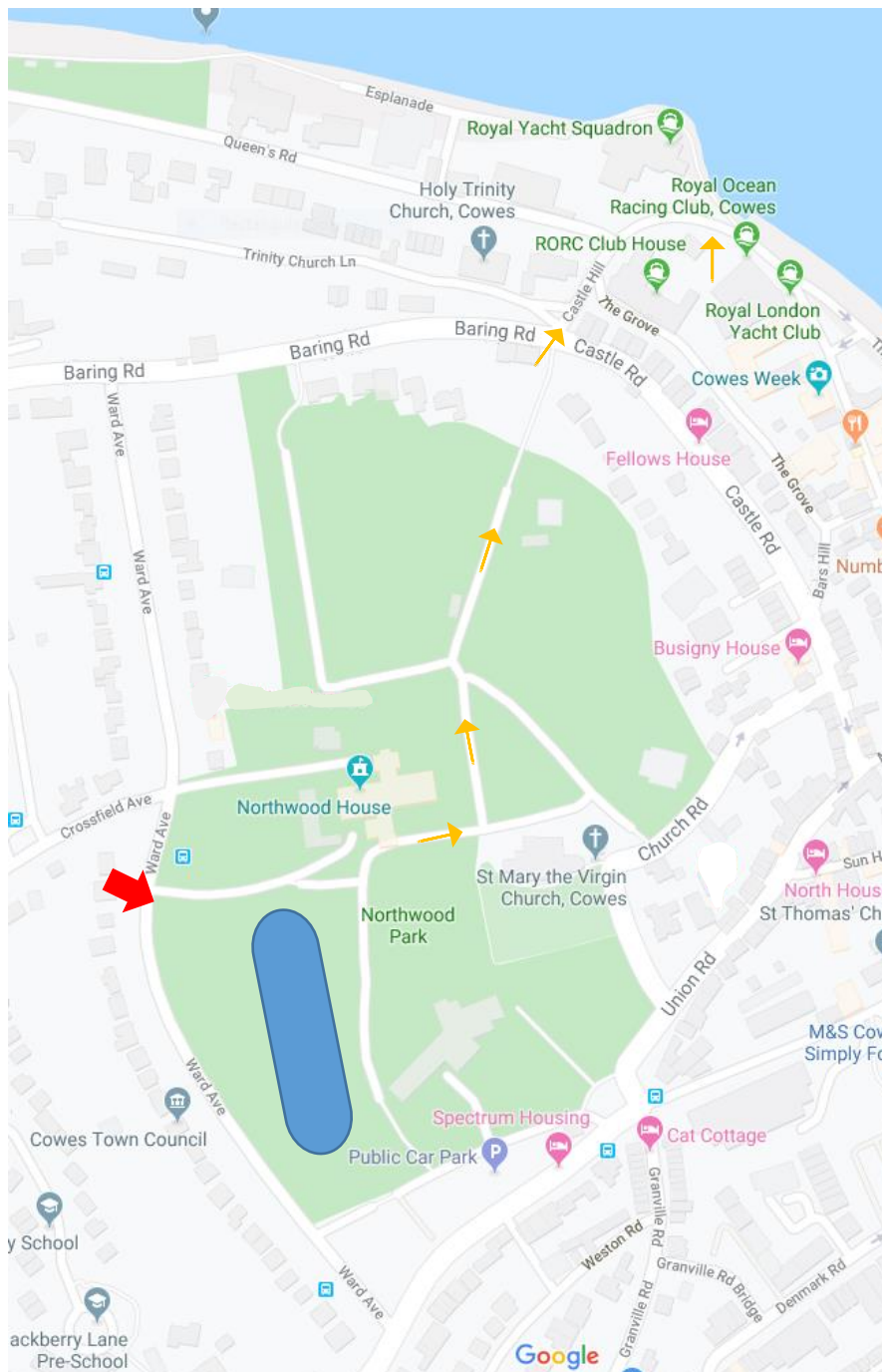
### Recovery

In order to recover all boats efficiently on Sunday after racing, you are asked to return your trailer to the marina *either* post racing on the afternoon of Saturday 11 July (ideally) *or* pre-racing on the morning of Sunday 12 July, so that upon your return after the last race the Yard Team are in an immediate position to lift you out, no matter in which order you return to the Marina. Once your boat is securely strapped and roadworthy, please retrieve your trailer by car and return both to the designated regatta parking area (see Section 3 below), before making your way to the Royal Yacht Squadron for the Sunday Prize-giving.

### 3. Car/Trailer Parking

There is competitor parking provided for cars and trailers for the duration of the regatta in the Northwood Park car parking area, the entrance to which is opposite 25 Ward Avenue (see the large red arrow below).

The designated parking area is on the grass wherever you can turn and park safely (as a guide, see the blue oblong below). For those of you familiar with Cowes Week, this is the same location as is always made available to competitors and spectators during that regatta:



To reach Northwood Park:

- *From the Cowes Yacht Haven:* drive back up the slope to the junction of Shooters Hill/Birmingham Road, do NOT turn immediately left but rather proceed straight ahead, leaving the Toio outlet (our regatta merchandising partner) on your right and take the next left (Westhill Road), then right into Mill Hill Road, proceed up the hill and take a right again into Victoria Road (signed Parking/The Parade/Town Centre/Southampton), right into Park Road and then immediately first left into Ward Avenue. Proceed up the hill to its crest until you see the grassed parking area on your right-hand side. The entrance into the designated parking area is opposite 25 Ward Avenue.
- *From Shepards Marina:* turn right out of the gates onto Medina Road, which becomes Mill Hill Road around the bend. Proceed up the hill and take a right into Victoria Road (see reference to signage above), right into Park Road and then immediately left into Ward Avenue. Proceed up the hill to its crest until you see the grassed parking area on your right-hand side. The entrance into the designated parking area is opposite 25 Ward Avenue.

The quickest route from the Northwood House car park to the RYS is shown above (orange arrows) – walk down through Northwood Park, turning left past Northwood House itself, proceeding past the Bowling Green, down/out onto Castle Hill and thence into the RYS via the Lodge.

Cars and trailers in the Park will left at the owner's risk. You are therefore discouraged from leaving anything visible inside your vehicle and it is recommended that your trailer box (if applicable) be left securely locked. Neither the regatta organisers nor Northwood House will assume responsibility for car park security during the regatta period.

The cost of such parking is included in the Regatta Entry Fee.

#### **4. Mooring during the Regatta**

All RS Elites are to be moored throughout the regatta on the Cowes Harbour Commission trots outside the Cowes Breakwater. Once rigged, you will need to paddle/sail from your allocated launch area to the Solent side of the Breakwater, via the Small Boat Channel to its East, marked by an initial depth gauge and then yellow channel buoys; give the Breakwater a wide berth due to its undershelf! Competitors unfamiliar with Cowes swinging moorings are well advised to use a mooring strop if you have one, given the strength of the tide, or, in the absence of a strop, to double your mooring lines.

Once moored, please call one of the RYS launches on 07720 185862 or on Channel 37 ("Squadron Launch"). You will then be returned to your launching area or alternatively to the RYS Steps, as you wish. The same procedure for daily transport to/from the trots will apply throughout the regatta.

The cost of mooring during the regatta is included in the Regatta Entry Fee.

#### **5. Scrutineering**

Your attention is drawn to the separate broadcast regarding scrutineering, which can be found on the Regatta website under 'Logistics'.

Charlie Egerton-Warburton