




HOUSEHOLD DIVISION YACHT CLUB

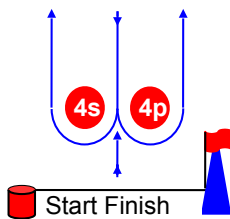
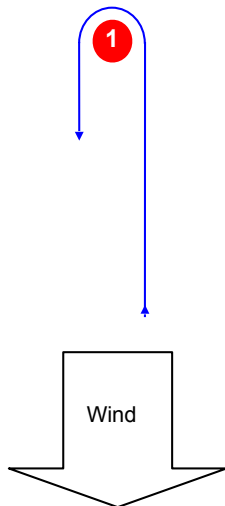
PRINCESS ELIZABETH CUP

SAILING INSTRUCTIONS (SIs) 2025

RULES	The event is governed by the <i>rules</i> as defined in the Racing Rules of Sailing (RRS). RRS 40.1 (Personal Flotation Devices) shall apply at all times.
COMMUNICATIONS	VHF CH 77.
SCHEDULE	0900 – Briefing RYS Pavilion 0930 – Depart by launch for Shepards Wharf Marina 1000 – Depart for CASTLE TWO in Osborne Bay, accompanied by ribs First Warning Signal upon arrival. Subsequent races – ASAP after previous race 1500 – Race back to RYS Line, if suitable 1600 – Tea RYS Pavilion 1830 – Cocktail Party RYS Pavilion / Lawn 2015 for 2030 HDYC Dinner RYS Platform.
CLASS FLAG	Code Flag – J 
RACING AREA	East Osborne Bay - south-east of 4X Colette. See SIs Addendum B.
COURSES	Osborne Bay. Windward / Leeward Course as depicted below in SIs Addendum A. Course description will be displayed on the starboard side of CASTLE TWO. Passage Race. Fixed navigation buoys, racing marks and inflatable buoys using the Solent Two Character Codes. See SIs Addendum B. Whilst racing, boats shall pass to the North of the Cowes Breakwater. Course will be read-out over VHF.
MARKS	Marks 1, 1a, 4s & 4p will be small orange inflatable marks, rounded as depicted in SIs Addendum A. If only one gate mark is in position, that Mark shall be rounded to Port. The starting marks will be CASTLE TWO and a White Danbuoy with an Orange Flag. The finishing marks will be CASTLE TWO and a White Danbuoy with an Orange Flag.
START SEQUENCE	3 - 2 - 1 - START. This changes RRS 26. To alert boats that a Race Sequence will shortly begin, an Orange Flag will be displayed with multiple sound signals one (1) minute before the Warning Signal is displayed.
START	The Starting Line is between the mast on CASTLE TWO displaying an Orange Flag at the starboard end and the course side of the port-end Starting Mark.
FINISH	The Committee Vessel Finishing Line is between the mast on CASTLE TWO displaying a Blue Flag and the course side of the Finishing Mark. The RYS Finishing Line is between the RYS Main Mast and an Orange mark, laid 200 metres off the Castle. <u>Boats shall not recross the Line after finishing.</u>
PENALTY	One-Turn Penalty.
COMMITTEE VESSEL	CASTLE TWO, a blue-hulled catamaran, with COMMITTEE VESSEL printed on the hull.
J70 HANDLING	The following actions are prohibited: Adjusting or altering the tension of standing rigging, excluding the backstay; Changing the number of jib sheet purchases; The use of the shrouds (including any inner shrouds) above the lower bottle screw (turnbuckle), or the boom, to facilitate tacking or gybing; Using a winch to adjust the mainsheet, backstay or vang; Using a reef line as an outhaul; Omitting any headsail car or turning block before sheeting onto a winch; Cross-winchng. The use of electronic instruments other than compass, watches and small video devices.

Course Illustrations – Windward Leeward

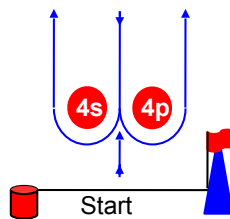
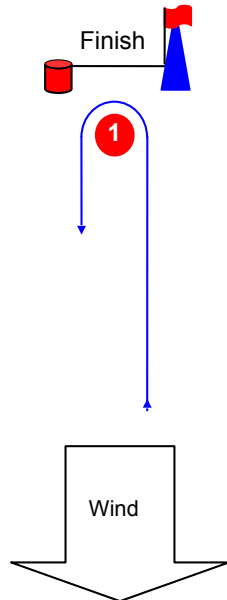
L



Course: Leeward finish

Signal	Mark Rounding Order
L2	Start – 1 – 4s/4p – 1 – Finish
L3	Start – 1 – 4s/4p – 1 – 4s/4p – 1 – Finish
L4	Start – 1 – 4s/4p – 1 – 4s/4p – 1 – 4s/4p – 1 – Finish

W



Course: Windward Finish

Signal	Mark Rounding Order
W2	Start – 1 – 4s/4p – Finish
W3	Start – 1 – 4s/4p – 1 – 4s/4p – Finish
W4	Start – 1 – 4s/4p – 1 – 4s/4p – 1 – 4s/4p – Finish

LA / WA

Course: Windward/leeward with offset mark 1a

Signal

LA1

Mark Rounding Order

Start - 1 - 1a - Finish

LA2 Start - 1 - 1a - 4s/4p - 1 - 1a - Finish

LA3 Start - 1 - 1a - 4s/4p - 1 - 1a - 4s/4p - 1 - 1a - Finish

WA2 Start - 1 - 1a - 4s/4p - Finish

WA3 Start - 1 - 1a - 4s/4p - 1 - 1a - 4s/4p - Finish

